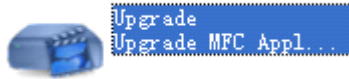
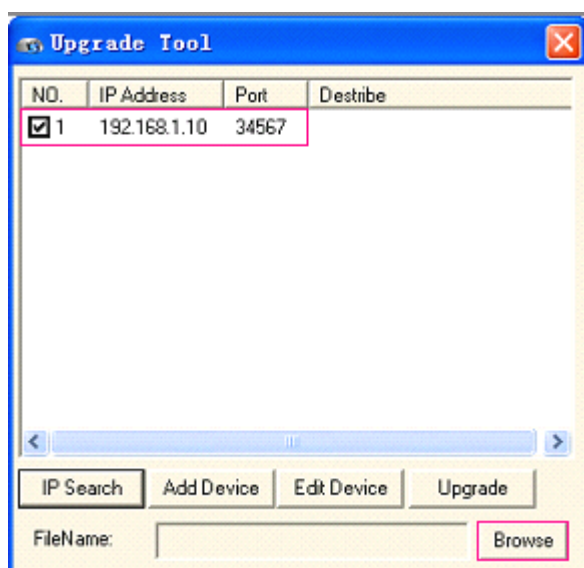
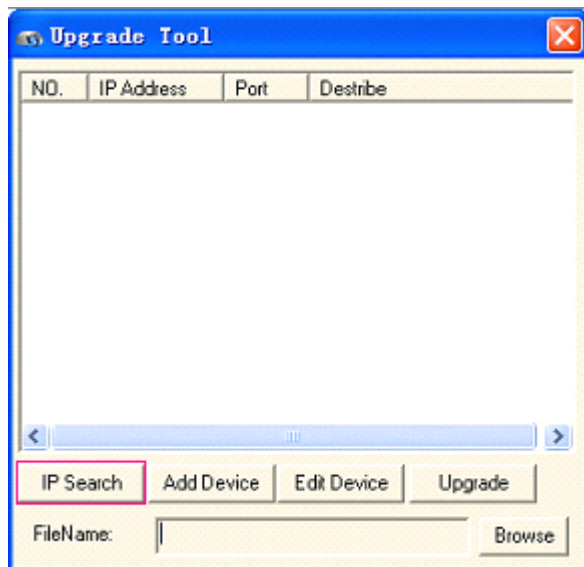


# UpgradeTool Operation Manual

1. To find UpgradeTool in the CD and install it,then run it,see below picture:



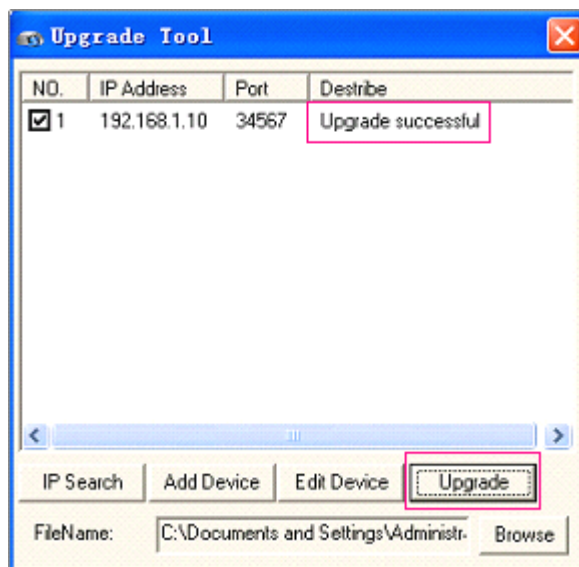
2.Click "IP Search",select the DVR's IP address and port,then click "Browse",see below pictures:



3.To Browse the Logo(bmp),see below pic:



Then click "Upgrade", finally you will see Upgrade successful, at the same time the dvr is rebooting and you can see your LOGO now like below pictures:



# H.264 DVR



**Pls Note: New version upgrade process is the same as  
Logo upgrade.**